




Bugbug's Library Workbook



Level 1A *The Huge Sandwich*



Name: _____ Class: _____ ()



Contents

Worksheet	Learning Domain	Topic	Page
Worksheet 1	Vocabulary	Food	P. 2
Worksheet 2	Phonics	/b/ and /k/	P. 3 - 5
Worksheet 3	Grammar	Singular and Plural Nouns	P. 6 - 7
Worksheet 4	Reading Skills	Identifying with Characters and Word Recognition	P. 8 - 10
Worksheet 5	Writing Skills	My Favourite Things	P. 11 - 12
Worksheet 6	My Community	Landmarks of Hong Kong – Tamar Park and Victoria Harbour	P. 13 - 14
Worksheet 7	Empathy Nurturing	Sharing with Others	P. 15 - 17
Worksheet 8	Problem Solving	Understanding the Problem	P. 18 - 19
Worksheet 9	Creativity Unleashing	Sandwich Making	P. 20 - 21
Worksheet 10	Critical Thinking	Story Sequence	P. 22



Worksheet 1
Vocabulary: Food

The bookworms like to eat! Circle these words.

~~egg~~

bread

banana

corn

carrot

tomato

B	R	E	A	D	A	L	P
A	C	I	T	B	H	Y	N
N	S	M	E	T	C	D	L
A	I	U	G	W	A	H	G
N	U	F	G	F	R	O	H
A	J	S	C	O	R	N	Q
V	O	E	F	W	O	R	A
E	T	O	M	A	T	O	B



Worksheet 2
Phonics: /b/ and /k/

It's Phonics Time!

Can you read these letters?



Now, read these words aloud. Put a tick in the boxes next to the words you can read.

☐

bag

☐


bat

☐


Bitbit

☐


bookworm




candy



corn



kitchen



kiwi

Bonus Task

Read this sentence from the story aloud.

The **b**ookworms are in the **k**itchen.

Match the words with the correct pictures.

1. **c**orn •

• A.



2. **b**anana •

• B.



3. **b**ookworms •

• C.



4. **c**arrot •

• D.



5. **k**iwi •


• E.


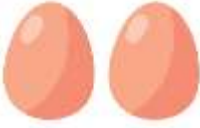










Worksheet 3
Grammar: Singular and Plural Nouns

Part 1

Look at the pictures and add **-s** to all the words.



- | | | | | |
|----|---|-----------|--|----------------|
| 1. |  | 1 egg |  | 2 egg <u>s</u> |
| 2. |  | 1 carrot |  | 2 carrot__ |
| 3. |  | 1 banana |  | 2 banana__ |
| 4. |  | 1 sausage |  | 3 sausage__ |
| 5. |  | 1 pea |  | 5 pea__ |

Part 2

Look at the pictures and add **-es** to all the words.

+ **es**

1.  1 tomato  3 tomatoes

2.  1 mango  3 mango____

3.  1 sandwich  2 sandwich____

Worksheet 4

Reading Skills: Identifying with Characters and Word Recognition

Part 1

Who are the characters in this story? Fill in the blanks in their speech bubbles. You can draw some food for them too.

My name is

1. _____.

My name is

2. _____.



My name is

3. _____.

My name is

4. _____.





Part 2

Choose words from the box below to fill in the blanks.

corn	jam	Tara
carrots	food	Park

1. Bugbug likes eggs and _____.
2. _____ likes tomatoes and peas.
3. Twist likes sausages and _____.
4. The bookworms take the sandwich to Tamar
_____.
5. The _____ falls out of the sandwich.
6. The bookworms make a _____ sandwich
in the end.

Worksheet 5

Writing Skills: My Favourite Things

Part 1

Twist wants to tell you about her favourite things! Read her sentences and write the last three sentences for her.



I like carrots.



I like flowers.



1. **I like** _____.



2. _____.



3. _____.



Part 2

Bitbit wants to tell you about his favourite things too! Read his sentences and write the last three sentences for him.



I love bananas.



I love books.



1. **I love** _____.



2. _____.



3. _____.




Worksheet 6

My Community: Landmarks of Hong Kong – Tamar Park and Victoria Harbour


Bugbug, Twist, Tara and Bitbit are in Tamar Park. Colour the picture and draw some flowers in the park. Draw some food on the mat too.

Tamar Park



Bugbug and Twist are swimming in Victoria Harbour. Colour the picture and draw some fish in the harbour.


Victoria Harbour



Worksheet 7
Empathy Nurturing: Sharing with Others

The bookworms are good friends. They like to share their food with each other.

Look! Bugbug has four sandwiches.




He shares the sandwiches with his friends. They are very happy.



Can you share your food with your friends too?

You have some cakes. Cut out the cakes and colour them!



Then, you can share your cakes with your friends. Let's see how many cakes you get!



(Blank page)

Worksheet 8

Problem Solving: Understanding the Problem

In the story, the bookworms have some problems. What are the problems? Put a tick in the correct boxes.



- ☐ The sandwich is too big.
- ☐ The sandwich is too small.

What happens next?



- ☐ The food is bad.
- ☐ The food falls out.

What happens next?



- ☐ They are hungry.
- ☐ They are lazy.










What do the bookworms do?



- ☐ They make an ice cream.
- ☐ They make a jam sandwich.

Worksheet 9
Creativity Unleashing: Sandwich Making

It's time to make your huge sandwich! What do you want to put in your sandwich? Put a tick in the boxes.

<input type="checkbox"/>	egg		<input type="checkbox"/>	carrot	
<input type="checkbox"/>	apple		<input type="checkbox"/>	chicken	
<input type="checkbox"/>	corn		<input type="checkbox"/>	jam	
<input type="checkbox"/>	cheese		<input type="checkbox"/>	bacon	
<input type="checkbox"/>	sausage		<input type="checkbox"/>	strawberry	
<input type="checkbox"/>	banana		<input type="checkbox"/>	mango	



Now, draw your sandwich!



Worksheet 10
Critical Thinking: Story Sequence

Write the letters in the boxes to put the sentences in the correct order.

A The bookworms make a huge sandwich.

B The bookworms make a jam sandwich.

C The sandwich falls on the ground.

D The bookworms want to have a picnic.

1. → 2. → 3. → 4.



i-Learner Publishing, *an imprint of Nebula Group Ltd.*

2/F, Ritz Plaza, 122 Austin Road, Tsim Sha Tsui, Kowloon, Hong Kong

Find out more:

www.i-learner.edu.hk/publications/books/

books@i-learner.edu.hk

+852 3113 8815

All rights reserved.

© Nebula Group Ltd. 2020